

14s/101

14/10/2014

Bombay Stock Exchange Limited,
Corporate Services Department,
P J Towers, Dalal Street, Fort,
Mumbai 400001.

Dear Sirs,

Scrip Code 533333
Subject Clause 35 reports q.e.30/09/2014


We are enclosing the Report on the shareholding pattern as on 30TH September, 2014 as per clause 35 of the Listing Agreement. The same has been uploaded as per your email dated 13/02/2013. We request you to let us know if the same is in order.

We would also like to state that the promoters' shareholding is fully in dematerialized format as already confirmed to you.

Kindly acknowledge receipt.

Thanking you

Yours faithfully,
For Fineotex Chemical Limited,



Surendra Kumar Tibrewala
Chairman and Managing Director

Encl. a/a.


Name of the Company : FINEOTEX CHEMICALS LTD

Script Code, Name of the scrip, class of security :

Quarter ended : 30/09/2014

Partly paid-up shares :-	No. of partly paid-up shares	As a % of total no. of partly paid-up shares	As a % of total no. of shares of the company
Held by promoter/ promoter group		0.00	0.00
Held by public		0.00	0.00
Total	0	0.00	0.00
Outstanding convertible securities	No. of outstanding securities	As a % of total no. of outstanding convertible securities	As a % of total no. of shares of the company, assuming full conversion of the convertible securities
Held by promoter/ promoter group		0.00	0.00
Held by public		0.00	0.00
Total	0	0.00	0.00
Warrants	No. of Warrants	As a % of total no. of Warrants	As a % of total no. of shares of the company, assuming full conversion of warrants
Held by promoter/ promoter group	0	0.00	0.00
Held by public	0	0.00	0.00
Total	0	0.00	0.00
Total paid-up capital of the company, assuming full conversion of warrants convertible securities Total (A+B+C)+ D+E+F)	11229811		100.00

□



Statement Showing Shareholding Pattern

Table I)(a)

Category Code	Category of Shareholder	Number of Shareholders	Total Number Of Shares	Number of Shares held in Dematerialised form	Total Shareholding as a percentage of total number of shares		Shares Pledged or otherwise encumbered	
					As a Percentage of (A+B)	As a Percentage of (A+B+C)	Number of shares	As a percentage
(I)	(II)	(III)	(IV)	(V)	(VI)	(VII)	(VIII)	(IX)= (VIII)/(IV) *100

(A) Shareholding of Promoter and Promoter Group²

1. INDIAN

(a)	INDIVIDUAL / HUF	7	7650802	7650802	68.1294	68.1294	0	0.00
(b)	CENTRAL / STATE GOVERNMENT(S)	0	0	0	0.0000	0.0000	0	0.00
(c)	BODIES CORPORATE	2	402800	402800	3.5869	3.5869	0	0.00
(d)	FINANCIAL INSTITUTIONS / BANKS	0	0	0	0.0000	0.0000	0	0.00
(e)	ANY OTHERS (Specify)							
(i)	DIRECTORS RELATIVES	0	0	0	0.0000	0.0000	0	0.00
(ii)	GROUP COMPANIES	0	0	0	0.0000	0.0000	0	0.00
SUB TOTAL (A)(1) :		9	8053602	8053602	71.7163	71.7163	0	0.00

2. FOREIGN

(a)	INDIVIDUAL	0	0	0	0.0000	0.0000	0	0.00
(b)	BODIES CORPORATE	0	0	0	0.0000	0.0000	0	0.00
(c)	INSTITUTIONS	0	0	0	0.0000	0.0000	0	0.00
(d)	QUALIFIED FOREIGN INVESTOR	0	0	0	0.0000	0.0000	0	0.00
(e)	ANY OTHERS (Specify)	0	0	0	0.0000	0.0000	0	0.00
SUB TOTAL (A)(2) :		0	0	0	0.0000	0.0000	0	0.00

Total holding for promoters

(A)=(A)(1) + (A)(2)		9	8053602	8053602	71.7163	71.7163	0	0.00
----------------------------	--	----------	----------------	----------------	----------------	----------------	----------	-------------

(B) Public shareholding

1. INSTITUTIONS


(a)	MUTUAL FUNDS / UTI	0	0	0	0.0000	0.0000	0	0.00
(b)	FINANCIAL INSTITUTIONS / BANKS	0	0	0	0.0000	0.0000	0	0.00
(c)	CENTRAL / STATE GOVERNMENT(S)	0	0	0	0.0000	0.0000	0	0.00
(d)	VENTURE CAPITAL FUNDS	0	0	0	0.0000	0.0000	0	0.00
(e)	INSURANCE COMPANIES	0	0	0	0.0000	0.0000	0	0.00
(f)	FII'S	0	0	0	0.0000	0.0000	0	0.00
(g)	FOREIGN VENTURE CAPITAL INVESTORS	0	0	0	0.0000	0.0000	0	0.00



Statement Showing Shareholding Pattern

Table (I)(a)

Category Code	Category of Shareholder	Number of Shareholders	Total Number Of Shares	Number of Shares held in Dematerialised form	Total Shareholding as a percentage of total number of shares		Shares Pledged or otherwise encumbered		
					As a Percentage of (A+B)	As a Percentage of (A+B+C)	Number of shares	As a percentage	
					(VI)	(VII)	(VIII)	(IX)= (VIII)/(IV) *100	
(I)	(II)	(III)	(IV)	(V)	(VI)	(VII)	(VIII)	(IX)	
(h)	QUALIFIED FOREIGN INVESTOR	0	0	0	0.0000	0.0000	0	0.00	
(i)	ANY OTHERS (Specify)	0	0	0	0.0000	0.0000	0	0.00	
SUB TOTAL (B)(1) :		0	0	0	0.0000	0.0000	0	0.00	
B 2. Non-institutions									
(a)	BODIES CORPORATE	99	921456	921456	8.2054	8.2054	0	0.00	
(b)	INDIVIDUAL								
(i)	(CAPITAL UPTO TO Rs. 1 Lakh)	1232	585121	584858	5.2104	5.2104	0	0.00	
(ii)	(CAPITAL GREATER THAN Rs. 1 Lakh)	26	1567818	1567818	13.9612	13.9612	0	0.00	
(c)	QUALIFIED FOREIGN INVESTOR	0	0	0	0.0000	0.0000	0	0.00	
(d)	ANY OTHERS (Specify)								
(i)	TRUSTS	0	0	0	0.0000	0.0000	0	0.00	
(ii)	CLEARING MEMBER	16	78179	78179	0.6962	0.6962	0	0.00	
(iii)	DIRECTORS RELATIVES	0	0	0	0.0000	0.0000	0	0.00	
(iv)	EMPLOYEE	0	0	0	0.0000	0.0000	0	0.00	
(v)	NON RESIDENT INDIANS (NRI)	30	23635	23635	0.2105	0.2105	0	0.00	
(vi)	OVERSEAS BODIES CORPORATES	0	0	0	0.0000	0.0000	0	0.00	
(vii)	UNCLAIMED SUSPENSE ACCOUNT	0	0	0	0.0000	0.0000	0	0.00	
SUB TOTAL (B)(2) :		1403	3176209	3175946	28.2837	28.2837	0	0.00	
Total Public Shareholding (B)=(B)(1) + (B)(2)		1403	3176209	3175946	28.2837	28.2837	0	0.00	
Total (A) + (B) :		1412	11229811	11229548	100.0000	100.0000	0	0.00	
(C) Shares held by Custodians and against which Depository Receipts have been issued									
(i)	Promoter and Promoter Group	0	0	0	0.0000	0.0000	0	0.00	
(ii)	Public	0	0	0	0.0000	0.0000	0	0.00	
SUB TOTAL (C)(1) :		0	0	0	0.0000	0.0000	0	0.00	



NOTES:

1) NAME, NUMBER OF SHARES HELD & PERCENTAGE OF ENTITIES / PERSONS HOLDING MORE THAN 1% OF THE TOTAL SHARES OF THE COMPANY IS AS PER ANNEXURE

(I)(b) Statement showing holding of securities (including shares, warrants, convertible securities) of persons belonging to the category "Promoter and Promoter Group"

Sr.No	Name of the Shareholder	Total shares held		Encumbered shares (*)			Details of warrants		Details of convertible securities		Total shares (including underlying shares assuming full conversion of warrants and convertible securities) as a % of diluted share capital
		Number of shares	As a % of grand total (A)+(B)+(C)	Number	As a percentage	As a % of grand total (A)+(B)+(C) of sub-clause (I)(a)	Number of warrants held	As a % total number of warrants of the same class	Number of convertible securities held	As a % total number of convertible securities of the same class	
(I)	(II)	(III)	(IV)	(V)	(VI)=(V)/(III)* 100	(VII)	(VIII)	(IX)	(X)	(XI)	(XII)
1	SURENDRA TIBREWALA	5719000	50.9269	0	0.00	0.00	0	0	0	0	0
2	SURENDRAKUMAR DEVIPRASAD TIBREWALA	1196583	10.6554	0	0.00	0.00	0	0	0	0	0
3	KANAKLATA TIBREWALA	328170	2.9223	0	0.00	0.00	0	0	0	0	0
4	KAMAL CHEMICALS PVT. LTD.	295450	2.6309	0	0.00	0.00	0	0	0	0	0
5	SANJAY TIBREWALA	196650	1.7511	0	0.00	0.00	0	0	0	0	0
6	SANJAY TIBREWALA	124749	1.1109	0	0.00	0.00	0	0	0	0	0
7	PROTON BIOCHEM PVT LTD	107350	0.9559	0	0.00	0.00	0	0	0	0	0
8	SURENDRA TIBREWALA	84550	0.7529	0	0.00	0.00	0	0	0	0	0
9	RITU TIBREWALA	1100	0.0098	0	0.00	0.00	0	0	0	0	0
TOTAL :		8053602	71.7163	0	0.00	0.0000	0	0	0	0	0

PRINTED ON : 08/10/2014

PAGE NO : 1



(l)(c)(i) Statement showing holding of securities (including shares, warrants, convertible securities) of persons belonging to the category "Public" and holding more than 1% of the total number of shares.

Sr.No	Name of the shareholder	Number of shares	Shares as a percentage of total number of shares {i.e., Grand Total (A) +(B)+(C) indicated in Statement at para (I) (a) above}	Details of warrants		Details of convertible securities		Total shares (including underlying shares assuming full conversion of warrants and convertible securities) as a % of diluted share capital
				Number of warrants	As a % total number of warrants of the same class	Number of convertible securities held	% w.r.t. total number of convertible securities of the same class	
1	AMITABH HARIVANSH RAI BACHCHAN	559102	4.9787	0	0	0	0	0
2	NILAM SANJAY MITTAL	254664	2.2677	0	0	0	0	0
3	VIMGH INVESTMENTS PVT LTD	200000	1.7810	0	0	0	0	0
4	ANOO P JAIN	133615	1.1898	0	0	0	0	0
TOTAL :		1147381	10.2173	0	0	0	0	0

Printed Date : 08/10/2014

PAGE NO : 1

(l)(c)(ii) Statement showing holding of securities (including shares, warrants, convertible securities) of persons (together with PAC) belonging to the category "Public" and holding more than 5% of the total number of shares of the company.

SR.NO	Name	Number of shares	Shares	Per	Details of warrants		Details of convertible securities		Total shares (including underlying shares assuming full conversion of warrants and convertible securities) as a % of diluted share capital
					Number of warrants held	As a % total number of warrants of the same class	Number of convertible securities held	% w.r.t. total number of convertible securities of the same class	
1					0	0	0	0	0
TOTAL :					0	0	0	0	0

Printed Date : 08/10/2014



Sr No	Name of the shareholder	Number of locked-in shares	Locked-in shares as a percentage of total number of shares {i.e., Grand Total (A)+(B)+(C) indicated in Statement at para (I)(a) above}	Promoter / Promoter Group / Public
1				
TOTAL:				


(II)(a)

Statement showing details of Depository Receipts (DRs)

Sr.No.	Type of Outstanding DR (ADRs,GDRs,SDRs etc.)	No of Outstanding DRs.	No of Shares underlying outstanding DRs.	Shares underlying outstanding DRs as a Percentage of total number of shares (i.e Grand Total (A)+ (B) + (C) Indicated in statement at para(I) (a) above)
1	GDRs			
TOTAL :				

(II) (b) Statement showing holding of Depository Receipts (DRs) , where underlying shares held by 'promoter / promoter group ' are in excess of 1% of the total number of shares.

Sr.No.	Name of the DR Holder	Type of Outstanding DR (ADRs,GDRs,SDRs etc.)	No.of Shares underlying outstanding DRs.	Shares underlying outstanding DRs.as a Percentage of total number of shares (i.e Grand Total (A)+(B)+(C) Indicated in statement at Para (I) (a) above)
1				
TOTAL :				



SHAREHOLDING OF NOMINAL		NUMBER OF SHAREHOLDERS	PERCENTAGE OF TOTAL	SHARE AMOUNT RS.	PERCENTAGE OF TOTAL
RS.	RS.				
1	5000	1095	77.5496	1318730	1.1743
5001	10000	108	7.6487	852170	0.7588
10001	20000	74	5.2408	1122600	0.9997
20001	30000	32	2.2663	800920	0.7132
30001	40000	13	0.9207	467420	0.4162
40001	50000	16	1.1331	747880	0.6660
50001	100000	24	1.6997	1827420	1.6273
100001	999999999	50	3.5411	105160970	93.6445
Total :		1412		112298110	100.0000



BIGSHARE SERVICES PVT LTD.


FINEOTEX CHEMICALS LTD

(NSDL-CDSL-Physical)

List of 1.00 % & Above Share Holders

As on Date : 30/09/2014


Sr.No	Category	FolioNo / ClientID	Shareholder's Name	Shares	Percentage
1	PROMOTERS	IN30002011592514	SURENDRA TIBREWALA	5719000	50.9269
2	PROMOTERS	IN30002010511550	SURENDRAKUMAR DEVIPRASAD TIBREWALA	1196583	10.6554
3	PUBLIC	1302080000035196	AMITABH HARIVANSH RAI BACHCHAN	559102	4.9787
4	PROMOTERS	IN30002011550722	KANAKLATA TIBREWALA	328170	2.9223
5	CORPORATE BODIES (PROMOTER CO)	IN30002011570194	KAMAL CHEMICALS PVT. LTD.	295450	2.6309
6	PUBLIC	1204000000031567	NILAM SANJAY MITTAL	254664	2.2677
7	CORPORATE BODIES	IN30096610081663	VIMGI INVESTMENTS PVT LTD	200000	1.7810
8	PROMOTERS	IN30002011550714	SANJAY TIBREWALA	196650	1.7511
9	PUBLIC	IN30096610032222	ANOOP JAIN	133615	1.1898
10	PROMOTERS	IN30002011592505	SANJAY TIBREWALA	124749	1.1109
TOTAL				9007983	80.2149



Sr.No	Category	FolioNo/ClientID	Shareholder's Name	Shares	Percentage
1	PUBLIC	1302080000035196	AMITABH HARIVANSH RAI BACHCHAN	559102	4.9787
2	PUBLIC	1204000000031567	NILAM SANJAY MITTAL	254664	2.2677
3	PUBLIC	IN30096610032222	ANOOP JAIN	133615	1.1898
4	PUBLIC	1201770000142396	ASHOK MUKUND BHOGLA	100000	0.8905
5	PUBLIC	IN30112715427608	BALRAM BHARWANI	97400	0.8673
6	PUBLIC	IN30198310814778	SUSHILA RAMBABU MITTAL	70956	0.6319
7	PUBLIC	IN30096610032247	VIMAL CHAND JAIN	35000	0.3117
8	PUBLIC	IN30154914638397	M VENKATESWARA RAO	30107	0.2681
9	PUBLIC	IN30001110551810	ANITA D DALAL	25000	0.2226
10	PUBLIC	IN30115112990905	NEERU NITIN SHAH	24950	0.2222
11	PUBLIC	IN30216410077926	NILESH MAHENDRA POPAT	21415	0.1907
12	PUBLIC	IN30096610032255	ANOOP JAIN	21186	0.1887
13	PUBLIC	1204170000013647	NIKHIL KANTILAL SHAH	21100	0.1879
14	PUBLIC	1204920000146704	JATIN ASHOK KHANDWALA HUF	20715	0.1845
15	PUBLIC	1202930000033359	NISHITH ATULBHAJ SHAH	20000	0.1781
16	PUBLIC	1203320007103471	NATWAR LAL NEEMA HUF	14861	0.1323
17	PUBLIC	IN30197510071984	NITIN AMBALAL SHAH	14109	0.1256
18	PUBLIC	1201090000506108	NAMRATA PRAKASH GABA	12848	0.1144
19	PUBLIC	1201070000012161	MINA SHASHIKANT TOLIA	12500	0.1113
20	PUBLIC	IN30290247642474	KRISHI SHAH	12140	0.1081
21	PUBLIC	1205620000008880	JIGAR KAMLESH SHAH	12000	0.1069
22	PUBLIC	IN30002011553600	NIRAJ YOGENDRA RAJPURIA	11823	0.1053
23	PUBLIC	IN30115121974144	CHINTAN N SHAH	11456	0.1020
24	PUBLIC	IN30197510071646	ANIL AMBALAL SHAH	10400	0.0926
25	PUBLIC	IN30015910002665	DOLLY KHANNA	10303	0.0917
26	PUBLIC	1203320007274141	AMIT NEEMA HUF	10168	0.0905
27	PUBLIC	IN30177415782587	VINOD NAVNITLAL SHAH	10000	0.0890
28	PUBLIC	IN30115113026449	BINA N SHAH	10000	0.0890
29	PUBLIC	1202350000000237	NARENDRA CHANDULAL SHAH	8851	0.0788
30	PUBLIC	1204000000030559	SANJAY RAMBABU MITTAL	8726	0.0777
31	PUBLIC	1201260000015574	MEHRABOON JAMSHED IRANI	8500	0.0757
32	PUBLIC	IN30177417559103	KUNAL BHARAT SHAH	8500	0.0757
33	PUBLIC	1202940000004662	SAMIR KANTILAL SHAH	8064	0.0718
34	PUBLIC	1203320008134533	NATWAR LAL NEEMA	8000	0.0712
35	PUBLIC	IN30015910145025	RAJIV KHANNA	8000	0.0712
36	PUBLIC	1207120000000197	VIJAY KUMAR CHANDGOTHIA	7500	0.0668
37	PUBLIC	1202930000033344	BINDU CHANDRAKANT SHAH	7000	0.0623
38	PUBLIC	1204170000001901	KAVISHA NIKHIL SHAH	6500	0.0579
39	PUBLIC	1201260000015589	DILNAVAZ MEHRABOON IRANI	6200	0.0552
40	PUBLIC	1302080000141667	RAJESH RISHIKESH YADAV	6000	0.0534
41	PUBLIC	1201260000010806	PRABHAKAR SRIVASTAVA	5500	0.0490
42	PUBLIC	IN30048414195118	ANKIT MEHTA	5400	0.0481
43	PUBLIC	IN30154930808733	YOGESH RAMANLAL PATEL	5088	0.0453
44	PUBLIC	IN30177415784955	KIRTIKA VINOD SHAH	5063	0.0451
45	PUBLIC	1202350000255240	NINA KAUSHIK SHAH	5000	0.0445
46	PUBLIC	IN30148510273222	YOGESH RAMANBHAI PATEL	5000	0.0445
47	PUBLIC	IN30123310008148	JAYANTIBHAI V. PATEL	5000	0.0445
48	PUBLIC	1203330000133837	MULJIBHAI BAUBHAI SARVAIYA	5000	0.0445



Sr.No	Category	FolioNo/ClientID	Shareholder's Name	Shares	Percentage
49	PUBLIC	IN30014210627596	SURESH FATUBHAI GUNDARIA	5000	0.0445
50	PUBLIC	1201260000126395	AMITA HIMANSHU MEHTA	5000	0.0445
TOTAL				1730710	15.4117



CATEGORYWISE SUMMARY

As on Date : 30/09/2014

CATEGORY	Total Shareholders	% Of Shareholders	Total Shares	%
CLEARING MEMBER	16	1.1331	78179	0.6962
CORPORATE BODIES	99	7.0113	921456	8.2054
CORPORATE BODIES (PROMOTER CO)	2	0.1416	402800	3.5869
NON RESIDENT INDIANS	30	2.1246	23635	0.2105
PROMOTERS	7	0.4958	7650802	68.1294
PUBLIC	1258	89.0935	2152939	19.1716
TOTAL	1412		11229811	100.0000

