


Name of the Company : FINEOTEX CHEMICALS LTD

Script Code, Name of the scrip, class of security :

Quarter ended : 31/03/2015


Partly paid-up shares :-	No. of partly paid-up shares	As a % of total no. of partly paid-up shares	As a % of total no. of shares of the company
Held by promoter/ promoter group		0.00	0.00
Held by public		0.00	0.00
Total	0	0.00	0.00
Outstanding convertible securities	No. of outstanding securities	As a % of total no. of outstanding convertible securities	As a % of total no. of shares of the company, assuming full conversion of the convertible securities
Held by promoter/ promoter group		0.00	0.00
Held by public		0.00	0.00
Total	0	0.00	0.00
Warrants	No. of Warrants	As a % of total no. of Warrants	As a % of total no. of shares of the company, assuming full conversion of warrants
Held by promoter/ promoter group	0	0.00	0.00
Held by public	0	0.00	0.00
Total	0	0.00	0.00
Total paid-up capital of the company, assuming full conversion of warrants convertible securities Total (A+B+C)+ D+E+F)	22459622		100.00



Statement Showing Shareholding Pattern

Table (I)(a)


Category of Shareholder	Number of Shareholders	Total Number Of Shares	Number of Shares held in Dematerialised form	Total Shareholding as a percentage of total number of shares		Shares Pledged or otherwise encumbered	
				As a Percentage of (A+B)	As a Percentage of (A+B+C)	Number of shares	As a percentage
(II)	(III)	(IV)	(V)	(VI)	(VII)	(VIII)	(IX)= (VIII)/(IV) *100
Shareholding of Promoter and Promoter							
Domestic							
INDIVIDUAL / HUF	8	15301804	15301804	68.1303	68.1303	0	0.00
CENTRAL / STATE GOVERNMENT(S)	0	0	0	0.0000	0.0000	0	0.00
BODIES CORPORATE	2	805600	805600	3.5869	3.5869	0	0.00
FINANCIAL INSTITUTIONS / BANKS	0	0	0	0.0000	0.0000	0	0.00
ANY OTHERS (Specify)	0	0	0	0.0000	0.0000	0	0.00
DIRECTORS	0	0	0	0.0000	0.0000	0	0.00
RELATIVES	0	0	0	0.0000	0.0000	0	0.00
GROUP COMPANIES	0	0	0	0.0000	0.0000	0	0.00
TRUSTS	0	0	0	0.0000	0.0000	0	0.00
TOTAL (A)(1) :	10	16107404	16107404	71.7172	71.7172	0	0.00
Foreign							
INDIVIDUAL	0	0	0	0.0000	0.0000	0	0.00
BODIES CORPORATE	0	0	0	0.0000	0.0000	0	0.00
INSTITUTIONS	0	0	0	0.0000	0.0000	0	0.00
QUALIFIED FOREIGN INVESTOR	0	0	0	0.0000	0.0000	0	0.00
ANY OTHERS (Specify)	0	0	0	0.0000	0.0000	0	0.00
TOTAL (A)(2) :	0	0	0	0.0000	0.0000	0	0.00
Shareholding for promoters	10	16107404	16107404	71.7172	71.7172	0	0.00
(A)(1) + (A)(2)	10	16107404	16107404	71.7172	71.7172	0	0.00
Public shareholding							
INSTITUTIONS	0	0	0	0.0000	0.0000	0	0.00
MUTUAL FUNDS / UTI	0	0	0	0.0000	0.0000	0	0.00
FINANCIAL INSTITUTIONS / BANKS	0	0	0	0.0000	0.0000	0	0.00
CENTRAL / STATE GOVERNMENT(S)	0	0	0	0.0000	0.0000	0	0.00
VENTURE CAPITAL FUNDS	0	0	0	0.0000	0.0000	0	0.00
INSURANCE COMPANIES	0	0	0	0.0000	0.0000	0	0.00
FIS	1	200000	200000	0.8905	0.8905	0	0.00



Statement Showing Shareholding Pattern

Table (I)(a)

Category Code	Category of Shareholder	Number of Shareholders	Total Number Of Shares	Number of Shares held in Dematerialised form	Total Shareholding as a percentage of total number of shares		Shares Pledged or otherwise encumbered	
					As a Percentage of (A+B)	As a Percentage of (A+B+C)	Number of shares	As a percentage
(I)	(II)	(III)	(IV)	(V)	(VI)	(VII)	(VIII)	(IX)= (VIII)/(IV) *100
(g)	FOREIGN VENTURE CAPITAL INVESTORS	0	0	0	0.0000	0.0000	0	0.00
(h)	QUALIFIED FOREIGN INVESTOR	0	0	0	0.0000	0.0000	0	0.00
(i)	ANY OTHERS (Specify)	0	0	0	0.0000	0.0000	0	0.00
SUB TOTAL (B)(1) :		1	200000	200000	0.8905	0.8905	0	0.00
B 2. Non-institutions								
(a)	BODIES CORPORATE	144	2102696	2102696	9.3621	9.3621	0	0.00
(b)	INDIVIDUAL							
(i)	(CAPITAL UPTO TO Rs. 1 Lakh)	1752	872026	870655	3.8826	3.8826	0	0.00
(ii)	(CAPITAL GREATER THAN Rs. 1 Lakh)	38	3094616	3094616	13.7786	13.7786	0	0.00
(c)	QUALIFIED FOREIGN INVESTOR	0	0	0	0.0000	0.0000	0	0.00
(d)	ANY OTHERS (Specify)							
(i)	TRUSTS	0	0	0	0.0000	0.0000	0	0.00
(ii)	CLEARING MEMBER	54	44071	44071	0.1962	0.1962	0	0.00
(iii)	DIRECTORS RELATIVES	0	0	0	0.0000	0.0000	0	0.00
(iv)	EMPLOYEE	0	0	0	0.0000	0.0000	0	0.00
(v)	NON RESIDENT INDIANS (NRI)	44	38809	38809	0.1728	0.1728	0	0.00
(vi)	OVERSEAS BODIES CORPORATES	0	0	0	0.0000	0.0000	0	0.00
(vii)	UNCLAIMED SUSPENSE ACCOUNT	0	0	0	0.0000	0.0000	0	0.00
SUB TOTAL (B)(2) :		2032	6152218	6150847	27.3923	27.3923	0	0.00
Total Public Shareholding (B)=(B)(1) + (B)(2)		2033	6352218	6350847	28.2828	28.2828	0	0.00
Total (A) + (B) :		2043	22459622	22458251	100.0000	100.0000	0	0.00
(C) Shares held by Custodians and against which Depository Receipts have been issued								
(i)	Promoter and Promoter Group	0	0	0	0.0000	0.0000	0	0.00
(ii)	Public	0	0	0	0.0000	0.0000	0	0.00
SUB TOTAL (C)(1) :		0	0	0	0.0000	0.0000	0	0.00



NOTES :


1) NAME, NUMBER OF SHARES HELD & PERCENTAGE OF ENTITIES / PERSONS HOLDING MORE THAN 1% OF THE TOTAL SHARES OF THE COMPANY IS AS PER ANNEXURE

(I)(b) Statement showing holding of securities (including shares, warrants, convertible securities) of persons belonging to the category "Promoter and Promoter Group"

Sr.No	Name of the Shareholder	Total shares held		Encumbered shares (*)			Details of warrants		Details of convertible securities		Total shares (including underlying shares assuming full conversion of warrants and convertible securities) as a % of diluted share capital
		Number of shares	As a % of grand total (A)+(B)+(C)	Number	As a percentage	As a % of grand total (A)+(B)+(C) of sub-clause (I)(a)	Number of warrants held	As a % total number of warrants of the same class	Number of convertible securities held	As a % total number of convertible securities of the same class	
(I)	(II)	(III)	(IV)	(V)	(VI)=(V)/(III)* 100	(VII)	(VIII)	(IX)	(X)	(XI)	(XII)
1	SURENDRA TIBREWALA	11438000	50.9269	0	0.00	0.00	0	0	0	0	0
2	SURENDRAKUMAR DEVIPRASAD TIBREWALA	2393166	10.6554	0	0.00	0.00	0	0	0	0	0
3	KANAKLATA TIBREWALA	656340	2.9223	0	0.00	0.00	0	0	0	0	0
4	KAMAL CHEMICALS PVT. LTD.	590900	2.6309	0	0.00	0.00	0	0	0	0	0
5	SANJAY TIBREWALA	393300	1.7511	0	0.00	0.00	0	0	0	0	0
6	SANJAY TIBREWALA	249498	1.1109	0	0.00	0.00	0	0	0	0	0
7	PROTON BIOCHEM PVT LTD	214700	0.9559	0	0.00	0.00	0	0	0	0	0
8	SURENDRA TIBREWALA	169100	0.7529	0	0.00	0.00	0	0	0	0	0
9	RITU TIBREWALA	2200	0.0098	0	0.00	0.00	0	0	0	0	0
10	NIDHI TIBREWALA	200	0.0009	0	0.00	0.00	0	0	0	0	0
TOTAL :		16107404	71.7172	0	0.00	0.0000	0	0	0	0	0

PRINTED ON : 04/04/2015

PAGE NO : 1



(l)(c)(i) Statement showing holding of securities (including shares, warrants, convertible securities) of persons belonging to the category "Public" and holding more than 1% of the total number of shares.

Sr.No	Name of the shareholder	Number of shares	Shares as a percentage of total number of shares (i.e., Grand Total (A) + (B)+(C) indicated in Statement at para (l) (a) above)	Details of warrants		Details of convertible securities		Total shares (including underlying shares assuming full conversion of warrants and convertible securities) as a % of diluted share capital
				Number of warrants	As a % total number of warrants of the same class	Number of convertible securities held	% w.r.t. total number of convertible securities of the same class	
1	AMITABH HARIVANSH RAI BACHCHAN	1223414	5.4472	0	0	0	0	0
2	NILAM SANJAY MITTAL	487389	2.1701	0	0	0	0	0
3	GLOBE CAPITAL MARKET LTD	433400	1.9297	0	0	0	0	0
4	ANOOP JAIN	294660	1.3120	0	0	0	0	0
TOTAL :		2438863	10.8589	0	0	0	0	0

Printed Date : 4/4/2015

PAGE NO : 1

(l)(c)(ii) Statement showing holding of securities (including shares, warrants, convertible securities) of persons (together with PAC) belonging to the category "Public" and holding more than 5% of the total number of shares of the company.

SR.NO	Name	Number of shares	Shares	Per	Details of warrants		Details of convertible securities		Total shares (including underlying shares assuming full conversion of warrants and convertible securities) as a % of diluted share capital
					Number of warrants held	As a % total number of warrants of the same class	Number of convertible securities held	% w.r.t. total number of convertible securities of the same class	
1	AMITABH HARIVANSH RAI BACHCHAN	1223414	1223414	5.4472	0	0	0	0	0
TOTAL :		1223414	1223414	5.4472	0	0	0	0	0

Printed Date : 4/4/2015



Sr No	Name of the shareholder	Number of locked-in shares	Locked-in shares as a percentage of total number of shares {i.e., Grand Total (A)+(B)+(C) indicated in Statement at para (I)(a) above}	Promoter / Promoter Group / Public
1				
TOTAL:				

(II)(a) Statement showing details of Depository Receipts (DRs)

Sr.No.	Type of Outstanding DR (ADRs,GDRs,SDRs etc.)	No of Outstanding DRs.	No of Shares underlying outstanding DRs.	Shares underlying outstanding DRs as a Percentage of total number of shares (i.e Grand Total (A)+ (B) + (C) Indicated in statement at para(I) (a) above)
1	GDRs			
TOTAL :				

(II) (b) Statement showing holding of Depository Receipts (DRs), where underlying shares held by 'promoter / promoter group' are in excess of 1% of the total number of shares.

Sr.No.	Name of the DR Holder	Type of Outstanding DR (ADRs,GDRs,SDRs etc.)	No.of Shares underlying outstanding DRs.	Shares underlying outstanding DRs.as a Percentage of total number of shares (i.e Grand Total (A)+(B)+(C) Indicated in statement at Para (I) (a) above)
1				
TOTAL :				



Bigshare Services Pvt Ltd.


FINEOTEX CHEMICALS LTD

(NSDL-CDSL-Physical)

CATEGORYWISE SUMMARY

As on Date : 31/03/2015

CATEGORY	Total Shareholders	% Of Shareholders	Total Shares	%
CLEARING MEMBER	54	2.6432	44071	0.1962
CORPORATE BODIES	144	7.0485	2102696	9.3621
CORPORATE BODIES (PROMOTER CO)	2	0.0979	805600	3.5869
FOREIGN INST. INVESTOR	1	0.0489	200000	0.8905
NON RESIDENT INDIANS	44	2.1537	38809	0.1728
PROMOTERS	8	0.3916	15301804	68.1303
PUBLIC	1790	87.6163	3966642	17.6612
TOTAL	2043		22459622	100.0000



BIGSHARE SERVICES PVT LTD.

UNIT : FINEOTEX CHEMICALS LTD

(NSDL-CDSL-Physical)

DISTRIBUTION OF SHAREHOLDING (IN RUPEES)

As on Date : 31/03/2015

SHAREHOLDING OF NOMINAL RS.	- RS.	NUMBER OF SHAREHOLDERS	PERCENTAGE OF TOTAL	SHARE AMOUNT RS.	PERCENTAGE OF TOTAL
1	5000	1588	77.7288	1878290	0.8363
5001	10000	164	8.0274	1361290	0.6061
10001	20000	86	4.2095	1392490	0.6200
20001	30000	43	2.1047	1110610	0.4945
30001	40000	24	1.1747	859550	0.3827
40001	50000	19	0.9300	871040	0.3878
50001	100000	43	2.1047	3188740	1.4198
100001	999999999	76	3.7200	213934210	95.2528
Total :		2043		224596220	100.0000

