


Name of the Company : FINEOTEX CHEMICALS LTD

Script Code, Name of the scrip, class of security :

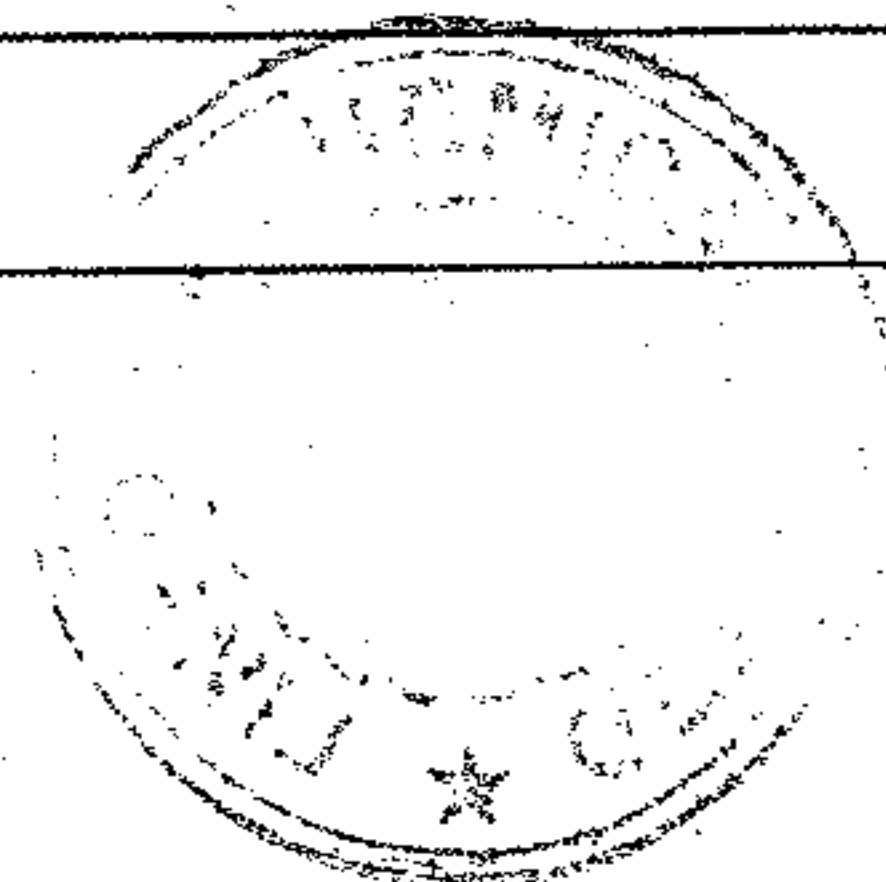
Quarter ended : 30/09/2011

Partly paid-up shares :-	No. of partly paid-up shares	As a % of total no. of partly paid-up shares	As a % of total no. of shares of the company
Held by promoter/ promoter group		0.00	0.00
Held by public		0.00	0.00
Total (D)	0	0.00	0.00
Outstanding convertible securities	No. of outstanding securities	As a % of total no. of outstanding convertible securities	As a % of total no. of shares of the company, assuming full conversion of the convertible securities
Held by promoter/ promoter group		0.00	0.00
Held by public		0.00	0.00
Total (E)	0	0.00	0.00
Warrants	No. of Warrants	As a % of total no. of Warrants	As a % of total no. of shares of the company, assuming full conversion of warrants
Held by promoter/ promoter group		0.00	0.00
Held by public		0.00	0.00
Total (F)	0	0.00	0.00
Total paid-up capital of the company, assuming full conversion of warrants convertible securities Total (A+B+C)+ D+E+F)	11229811		100




Statement Showing Shareholding Pattern

Category Code	Category of Shareholder	Number of Shareholders	Total Number Of Shares	Number of Shares held in Dematerialised form	Total Shareholding as a percentage of total number of shares		Shares Pledged or otherwise encumbered	
					As a Percentage of (A+B)	As a Percentage of (A+B+C)	Number of shares	As a percentage
(I)	(II)	(III)	(IV)	(V)	(VI)	(VII)	(VIII)	(IX)= (VIII)/(IV) *100
(A) Shareholding of Promoter and Promoter Group2								
1. INDIAN								
(a)	INDIVIDUAL / HUF	7	6613900	6613900	58.8959	58.8959	0	0.00
(i)	DIRECTORS / RELATIVES	2	1520	1520	0.0135	0.0135	0	0.00
(b)	CENTRAL / STATE GOVERNMENT(S)	0	0	0	0.0000	0.0000	0	0.00
(c)	BODIES CORPORATE	2	402800	402800	3.5869	3.5869	0	0.00
(d)	FINANCIAL INSTITUTIONS / BANKS	0	0	0	0.0000	0.0000	0	0.00
(e)	GROUP COMPANIES	0	0	0	0.0000	0.0000	0	0.00
(f)	ANY OTHERS(Specify)	0	0	0	0.0000	0.0000	0	0.00
SUB TOTAL (A)(1) :		11	7018220	7018220	62.4963	62.4963	0	0.00
2. FOREIGN								
(a)	BODIES CORPORATE	0	0	0	0.0000	0.0000	0	0.00
(b)	GROUP COMPANIES	0	0	0	0.0000	0.0000	0	0.00
(c)	INDIVIDUAL	0	0	0	0.0000	0.0000	0	0.00
(d)	INSTITUTIONS	0	0	0	0.0000	0.0000	0	0.00
(e)	ANY OTHERS(Specify)	0	0	0	0.0000	0.0000	0	0.00
SUB TOTAL (A)(2) :		0	0	0	0.0000	0.0000	0	0.00
Total holding for promoters (A)=(A)(1) + (A)(2)		11	7018220	7018220	62.4963	62.4963	0	0.00
(B) Public shareholding								
INSTITUTIONS								
(a)	CENTRAL / STATE GOVERNMENT(S)	0	0	0	0.0000	0.0000	0	0.00
(b)	FINANCIAL INSTITUTIONS / BANKS	0	0	0	0.0000	0.0000	0	0.00
(c)	MUTUAL FUNDS / UTI	0	0	0	0.0000	0.0000	0	0.00
(d)	VENTURE CAPITAL FUNDS	0	0	0	0.0000	0.0000	0	0.00
(e)	INSURANCE COMPANIES	0	0	0	0.0000	0.0000	0	0.00
(f)	FII'S	3	211200	211200	1.8807	1.8807	0	0.00
(g)	FOREIGN VENTURE CAPITAL	0	0	0	0.0000	0.0000	0	0.00
(h)	TRUSTS	0	0	0	0.0000	0.0000	0	0.00
(i)	ANY OTHERS(Specify)	0	0	0	0.0000	0.0000	0	0.00



Statement Showing Shareholding Pattern

Category Code	Category of Shareholder	Number of Shareholders	Total Number Of Shares	Number of Shares held in Dematerialised form	Total Shareholding as a percentage of total number of shares		Shares Pledged or otherwise encumbered	
					As a Percentage of (A+B)	As a Percentage of (A+B+C)	Number of shares	As a percentage
(I)	(II)	(III)	(IV)	(V)	(VI)	(VII)	(VIII)	(IX)= (VIII)/(IV) *100
SUB TOTAL (B)(1) :		3	211200	211200	1.8807	1.8807	0	0.00
B 2. Non-institutions								
(a)	BODIES CORPORATE	155	3544486	3544486	31.5632	31.5632	0	0.00
(b)	INDIVIDUAL							
(i)	(CAPITAL UPTO TO Rs. 1 Lakh)	542	96149	96146	0.8562	0.8562	0	0.00
(ii)	(CAPITAL GREATER THAN Rs. 1 Lakh)	8	354742	354742	3.1589	3.1589	0	0.00
(c)	TRUSTS	0	0	0	0.0000	0.0000	0	0.00
(d)	ANY OTHERS							
(i)	CLEARING MEMBER	29	4404	4404	0.0392	0.0392	0	0.00
(ii)	DIRECTORS / RELATIVES	0	0	0	0.0000	0.0000	0	0.00
(iii)	EMPLOYEE	0	0	0	0.0000	0.0000	0	0.00
(iv)	FOREIGN NATIONALS	0	0	0	0.0000	0.0000	0	0.00
(a)	NON RESIDENT INDIANS (NRI)	0	0	0	0.0000	0.0000	0	0.00
(b)	NON RESIDENT INDIANS (REPAT)	11	610	610	0.0054	0.0054	0	0.00
(c)	NON RESIDENT INDIANS (NON REPAT)	0	0	0	0.0000	0.0000	0	0.00
(v)	OVERSEAS BODIES CORPORATES	0	0	0	0.0000	0.0000	0	0.00
(vi)	PERSONS ACTING IN CONCERT	0	0	0	0.0000	0.0000	0	0.00
(vii)	ANY OTHERS(Specify)	0	0	0	0.0000	0.0000	0	0.00
SUB TOTAL (B)(2) :		745	4000391	4000388	35.6230	35.6230	0	0.00
Total Public Shareholding (B)=(B)(1) + (B)(2)		748	4211591	4211588	37.5037	37.5037	0	0.00
Total (A) + (B) :		759	11229811	11229808	100.0000	100.0000	0	0.00
(C) Shares held by Custodians and against which Depository Receipts have been issued								
(i)	Promoter and Promoter Group	0	0	0	0.0000	0.0000	0	0.00
(ii)	Public	0	0	0	0.0000	0.0000	0	0.00
SUB TOTAL (C)(1) :		0	0	0	0.0000	0.0000	0	0.00



NAME, NUMBER OF SHARES HELD & PERCENTAGE OF ENTITIES / PERSONS HOLDING MORE THAN 1% OF THE TOTAL SHARES OF THE COMPANY IS AS PER ANNEXURE

Statement showing Shareholding of persons belonging to the category
"Promoter and Promoter Group"

As on : 30/09/2011

Sr.No	Name of the Shareholder	Total shares held		Shares pledged or otherwise encumbered		
		Number of shares	As a % of grand total (A)+(B)+(C)	Number	As a percentage	As a % of grand total (A)+(B)+(C) of sub-clause (I)(a)
(I)	(II)	(III)	(IV)	(V)	(VI)=(V)/(III)* 100	(VII)
1	SURENDRA TIBREWALA	5719000	50.9269	0	0.00	0.00
2	KANAKLATA TIBREWALA	327600	2.9172	0	0.00	0.00
3	KAMAL CHEMICALS PVT. LTD.	295450	2.6309	0	0.00	0.00
4	SURENDRAKUMAR DEVIPRASAD TIBREWALA	275500	2.4533	0	0.00	0.00
5	SANJAY TIBREWALA	196650	1.7511	0	0.00	0.00
6	PROTON BIOCHEM PVT LTD	107350	0.9559	0	0.00	0.00
7	SURENDRA TIBREWALA	84550	0.7529	0	0.00	0.00
8	SANJAY TIBREWALA	9500	0.0846	0	0.00	0.00
9	RITU TIBREWALA	1100	0.0098	0	0.00	0.00
10	PRAGNA VORANI	950	0.0085	0	0.00	0.00
11	LAXMIBEN THAKKER	570	0.0051	0	0.00	0.00
TOTAL :		7018220	62.4963	0	0.00	0.0000

PRINTED ON : 07/10/2011

PAGE NO : 1



Statement showing Shareholding of persons belonging to the category "Public" and holding more than 1% of the total number of shares

As on : 30/09/2011

Sr.No	Name of the shareholder	Number of shares	Shares as a percentage of total number of shares {i.e., Grand Total (A)+(B)+(C) indicated in Statement at para (I) (a) above}
1	AARKEN ADVISORS PRIVATE LIMITED	335000	2.9831
2	OLYMPIA BUILDERS PRIVATE LIMITED	300000	2.6715
3	AKSHAVA J M B PROPERTIES PVT LTD	255000	2.2707
4	MUKUND MOTOR PARTS PVT LTD	175000	1.5584
5	SPARROW ASIA DIVERSIFIED OPPORTUNITIES FUND	160000	1.4248
6	VIMGI INVESTMENTS PVT LTD	155000	1.3803
7	EUREKA CREDIT FINANCE PRIVATE LIMITED	150000	1.3357
8	M R SHARE BROKING PVT LTD	127970	1.1396
9	MATHRAN SECURITIES PVT. LTD.	120000	1.0686
10	VIKABH SECURITIES PVT.LTD.	115000	1.0241
TOTAL :		1892970	16.8567

Printed Date : 07/10/2011

PAGE NO :

1


Statement showing details of locked-in shares

AS ON : 30/09/2011

Sr No	Name of the shareholder	Number of locked-in shares	Locked-in shares as a percentage of total number of shares {i.e., Grand Total (A)+(B)+(C) indicated in Statement at para (I)(a) above}
1	SURENDRAKUMAR DEVIPRASAD TIBREWALA	275500	2.45
2	RITU TIBREWALA	1100	0.01
3	SANJAY TIBREWALA	196650	1.75
4	KANAKLATA TIBREWALA	327600	2.92
5	PROTON BIOCHEM PVT LTD	107350	0.96
6	KAMAL CHEMICALS PVT. LTD.	295450	2.63
7	SURENDRA TIBREWALA	84550	0.75
8	SANJAY TIBREWALA	9500	0.08
9	SURENDRA TIBREWALA	5719000	50.93
10	PRAGNA VORANI	950	0.01
11	MAHENDRA VORANI	380	0.00
12	LAXMIBEN THAKKER	570	0.01
TOTAL:		7018600	62.4997

Print Date : 07/10/2011

Page 5 of 6



Statement showing details of Depository Receipts (DRs)

Sr.No.	Type of Outstanding DR (ADRs,GDRs,SDRs etc.)	No of Outstanding DRs.	No of Shares underlying outstanding DRs.	Shares underlying outstanding DRs as a Percentage of total number of shares (i.e Grand Total (A)+ (B) + (C) Indicated in statement at para(I) (a) above)
1	GDRs			
TOTAL :				

(II) (b) Statement showing holding of Depository Receipts (DRs) , where underlying shares held by 'promoter / promoter group ' are in excess of 1% of the total number of shares.

Sr.No.	Name of the DR Holder	Type of Outstanding DR (ADRs,GDRs,SDRs etc.)	No.of Shares underlying outstanding DRs.	Shares underlying outstanding DRs.as a Percentage of total number of shares (i.e Grand Total (A)+(B)+(C) Indicated in statement at Para (I) (a) above)
1				
TOTAL :				

